


USB Type-C™ Compatible DX07 Vertical Receptacle

CONNECTOR
MB-0336-3
March 2019

RoHS Compliant



On-board Type

The DX07 Series connectors are USB Type-C™ compliant, and they are a standard interface for various devices, such as PCs, smartphones, audio-visual equipment, gaming devices, and other hand-held devices.

This product is a vertical type receptacle ideal for monitors and other peripheral devices.

Note) USB Type-C™ is a trademark of USB Implementers Forum, Inc.

Applicable Markets

Monitors, hubs, wall outlets, USB chargers, printers, POS terminal, and others

Features

- Compliant with Universal Serial Bus Type-C™ Specification Release 1.3.
- Compatible with 10Gbps x2 (20Gbps) Super Speed communication. (USB 3.2)
- Supports 5A max. power supply. (Compatible with USB Power Delivery)
- Reversible plug orientation makes possible to insert both ways up.
- Lock structure with superior durability.

Remarks: Large selection of connector variations are available in DX07 Series
Please refer to the chart below for brochures of other variations.

Brochure Number	Brochure Name
MB-0297-*	DX07 SMT Contact Horizontal Receptacle
MB-0335-*	DX07 Hybrid Contact Receptacle
MB-0333-*	DX07 Waterproof Receptacle
MB-0301-*	DX07 Plug Series
MB-0322-*	DX07 Vertical Plug
MB-0324-*	DX07 Harness

Note: The asterisk (*) stands for revision number.

General Specifications

Number of Contacts	24 Position	Rated Current	V _{BUS} (Terminal No. A4, A9, B4, B9) DC 5A (Total)
Contact Resistance	40mΩ max. (initial)		GND(Terminal No. A1, A12, B1, B12) DC 6.25A(Total)
Withstanding Dielectric Withstanding Voltage	100Vrms / 1minute		V _{CONN} (Terminal No. B5) DC 1.25A
Insulation Resistance	100MΩ (initial)		Others DC 0.25A / pin
Durability	10,000 times	Rated Voltage	20Vrms
Operating Temperature Range	-30°C ~ +80°C		

Ordering Information

[Receptacle Side]

DX07 S 0 24 W J 1 R****

Series
DX07: USB Type C

S: On-board

Modification Code #1

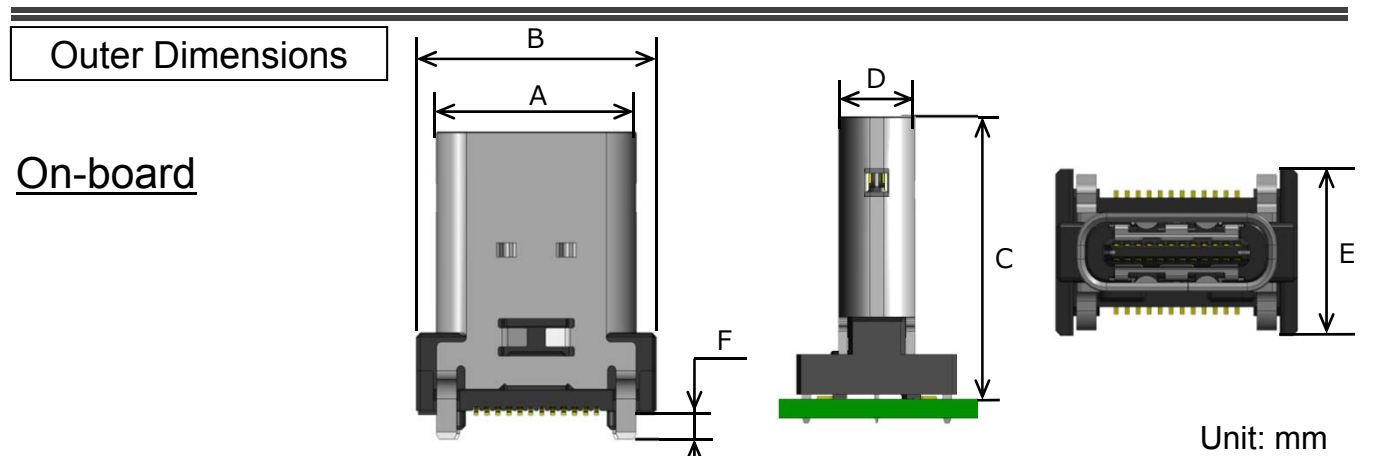
No. of Contacts: 24 pos.



Reeled pcs. / reel

Modification Code #2

Plating Specification
J: Contact area:
Au flash over Palladium Ni over Ni plating

Board Connection Type
W: Vertical Type



Part Number		Dimension A	Dimension B	Dimension C	Dimension D	Dimension E	Dimension F	Mating Length	Ground Connection
DX07S024WJ1		9.14	11.0	12.0	3.34	7.0	1.0	4.7	Ground plate
DX07S024WJ3			12.0	10.0		5.0	1.8	5.0	Shell spring

Technical Documents

Part Number	Drawing Number	Specifications	Handling Instructions	Package Quantity
DX07S024WJ1 DX07S024WJ1R350	SJ117219 SJ117220	JACS-30368	J AHL-30368	350 pieces/reel
DX07S024WJ3 DX07S024WJ3R400	SJ117928 SJ117929			400 pieces/reel

Notice:

1. The values specified in this brochure are only for reference. The products and their specifications are subject to change without notice. Contact our sales staff for further information before considering or ordering any of our products.

For purchase, a product specification must be agreed upon.

2. Users are requested to provide protection circuits and redundancy circuits to ensure safety of the equipment, and sufficiently review the suitability of JAE's products to the equipment.

3. The products presented in this brochure are designed for the uses recommended below.

We strongly suggest you contact our sales staff when considering use of any of the products in any other way than the recommended applications or for a specific use that requires an extremely high reliability.

(1) Applications that require consultation:

(i) Please contact us if you are considering use involving a quality assurance program that you specify or that is peculiar to the industry, such as:

Automotive electrical components, train control, telecommunications devices (mainline), traffic light control, electric power, combustion control, fire prevention or security systems, disaster prevention equipment, etc.

(ii) We may separately give you our support with a quality assurance program that you specify, when you think of a use such as :

Aviation or space equipment, submarine repeaters, nuclear power control systems, medical equipment for life support, etc.

(2) Recommended applications include:

Computers, office appliances, telecommunications devices (terminals, mobile units), measuring equipment, audiovisual equipment, home electric appliances, factory automation equipment, etc.

Japan Aviation Electronics Industry, Limited

Product Marketing Division

Aobadai Building, 3-1-19, Aobadai, Meguro-ku, Tokyo 153-8539

Phone: +81-3-3780-2882 FAX: +81-3-3780-2946

* The specifications in this brochure are subject to change without notice. Please contact JAE for information.