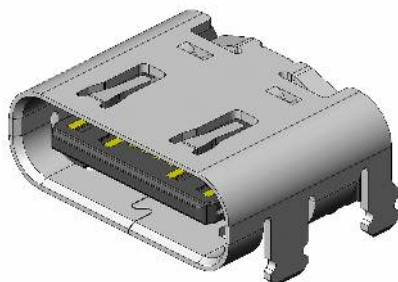


USB Type-C™ Compatible

DX07 16-position Right Angle Receptacle

CONNECTOR
MB-0350-1
January 2020

RoHS Compliant



The DX07 Series connectors are USB Type-C™ compliant, and they are a standard interface for various devices, such as PCs, smartphones, audio-visual equipment, gaming devices, and other hand-held devices.

This product is a receptacle with 1 row SMT ideal for saving space to allow for the miniaturization of devices.

Note) USB Type-C™ is a trademark of USB Implementers Forum, Inc.

Applications

Smartphones, tablets, power bank, headphones, charging adapter and others

Features

- Compatible with USB Type-C™ Specification Release 2.0
- Compatible with USB Power Delivery (5A maximum)
- USB 2.0 (480Mbps)
- Reversible plug design
- Lock structure with superior durability.

Remarks: Large selection of connector variations are available in DX07 Series
Please refer to the chart below for brochures of other variations.

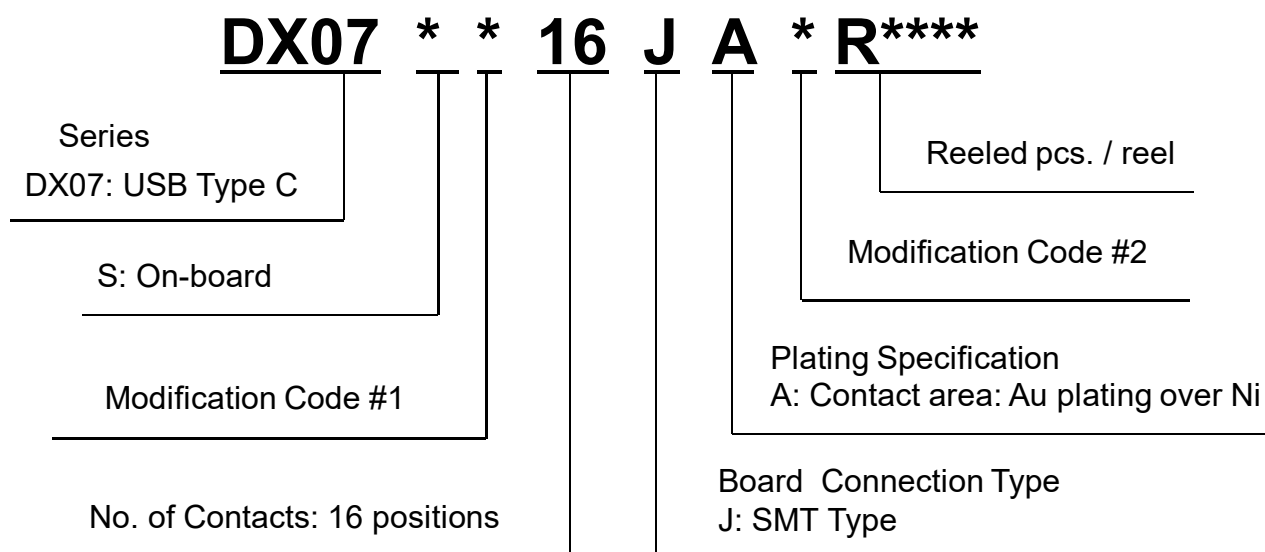
Brochure Number	Brochure Name
MB-0297-*	DX07 SMT Contact Right Angle Receptacle
MB-0333-*	DX07 Waterproof Receptacle
MB-0335-*	DX07 Hybrid Contact Receptacle
MB-0336-*	DX07 Vertical Receptacle
MB-0301-*	DX07 Plug Series
MB-0332-*	DX07 Vertical Plug
MB-0324-*	DX07 Harness

Note: The asterisk (*) stands for revision number.

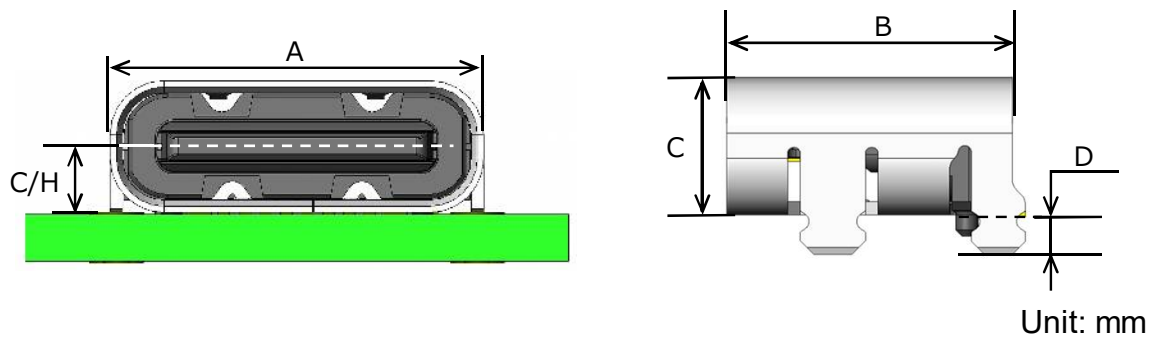
General Specifications



Number of Contacts	16 Position	Rated Current	V _{BUS} (Terminal No. A4, A9, B4, B9) DC 5A (Total)
Contact Resistance	40mΩ max. (initial)		GND (Terminal No. A1, A12, B1, B12) DC 6.25A (Total)
Withstanding Dielectric Withstanding Voltage	100Vrms / 1minute		V _{CONN} (Terminal No. B5) DC 1.25A
Insulation Resistance	100MΩ (initial)		Others DC 0.25A / pin
Durability	10,000 times	Rated Voltage	20Vrms
Operating Temperature Range	-40°C ~ +85°C		

Ordering Information



Outer Dimensions



Part Number		C/H	Dimension A	Dimension B	Dimension C	Dimension D	Mating Length
DX07S016JA1		1.58	8.94	6.9	3.16	0.9	4.7
DX07S016JA3						1.2	

Technical Documents

Part Number	Drawing Number	Specifications	Handling Instructions	Package Quantity
DX07S016JA1	SJ121836 SJ121837	JACS-30413	—	1,500
DX07S016JA3	SJ122205 SJ122206		—	1,500

Notice:

1. The values specified in this brochure are only for reference. The products and their specifications are subject to change without notice. Contact our sales staff for further information before considering or ordering any of our products. For purchase, a product specification must be agreed upon.
2. Users are requested to provide protection circuits and redundancy circuits to ensure safety of the equipment, and sufficiently review the suitability of JAE's products to the equipment.
3. The products presented in this brochure are designed for the uses recommended below. We strongly suggest you contact our sales staff when considering use of any of the products in any other way than the recommended applications or for a specific use that requires an extremely high reliability.
 - (1) Applications that require consultation:
 - (i) Please contact us if you are considering use involving a quality assurance program that you specify or that is peculiar to the industry, such as:
Automotive electrical components, train control, telecommunications devices (mainline), traffic light control, electric power, combustion control, fire prevention or security systems, disaster prevention equipment, etc.
 - (ii) We may separately give you our support with a quality assurance program that you specify, when you think of a use such as :
Aviation or space equipment, submarine repeaters, nuclear power control systems, medical equipment for life support, etc.
 - (2) Recommended applications include:
Computers, office appliances, telecommunications devices (terminals, mobile units), measuring equipment, audiovisual equipment, home electric appliances, factory automation equipment, etc.

Japan Aviation Electronics Industry, Limited

Product Marketing Division
 Aobadai Building, 3-1-19, Aobadai, Meguro-ku, Tokyo 153-8539
 Phone: +81-3-3780-2882 FAX: +81-3-3780-2946

* The specifications in this brochure are subject to change without notice. Please contact JAE for information.